

Core Allocation Portfolio



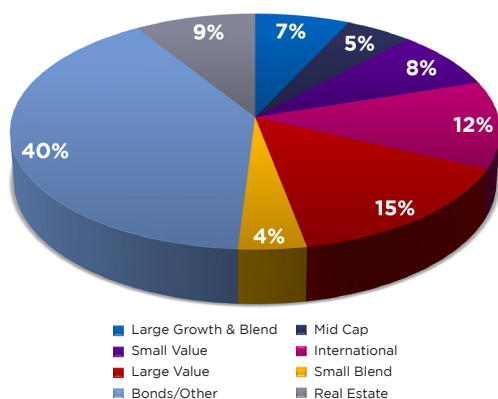
ELLIOTT COVE
Capital Management

The Elliott Cove Core Allocation Portfolio is designed to provide a traditional institutional type mix of approximately 60% equities (including REITs) and 40% fixed income. This portfolio seeks to generate returns near the S&P 500 but with a risk level of approximately two-thirds of the index. The portfolio is constructed from a universe of Dimensional Fund Advisors (DFA) mutual funds and may, from time to time, include other high quality index funds and money market funds. These funds consist of U.S. and foreign equities, fixed income, and real estate investments. They are combined to form a highly diversified portfolio for the investor with a tolerance for volatility less than the U.S. stock market as represented by the S&P 500.

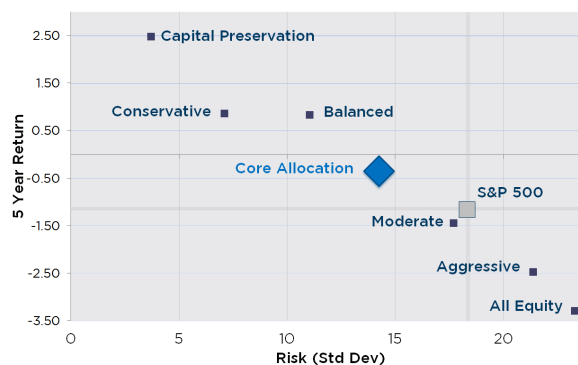
The Core Allocation Portfolio is fully invested at all times and retains its targeted weighting through periodic rebalancing. The portfolio is reviewed quarterly to ensure that it maintains its targeted risk profile and investment purpose in an environment of continually changing financial market and equity performance. Trading in the portfolio is limited, but alterations are made periodically in light of new research findings, rebalancing and new index fund availability.

Elliott Cove's Core Allocation Portfolio is appropriate for investors with a moderate risk tolerance and a time horizon of three to five years. Over time, the Core Allocation Portfolio can be expected to exhibit greater volatility, along with potentially higher returns than Elliott Cove's Balanced or Conservative Portfolios but less volatility and lower returns than the Moderate, Aggressive or All Equity Portfolios.

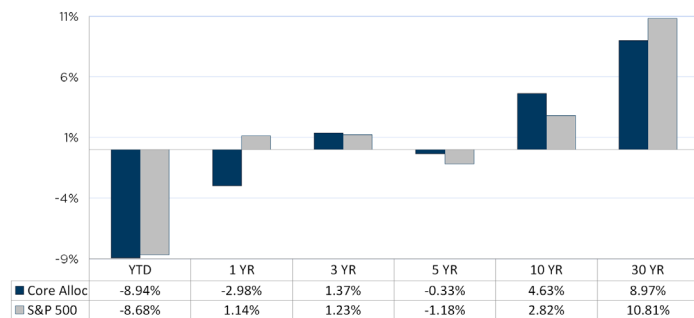
Portfolio Target Composition



Elliott Cove Portfolios: 5 Year Risk/Return*



Comparative Returns *



Portfolio Statistics*

Risk Profile	Core Allocation	S&P 500
Expense Ratio	0.25	0.00
Std Dev (5yr)	14.25	18.32
Beta (5yr)	0.75	1.00

Performance	
Best Period (3yr) - (04/03-03/06)	16.17%
Worst Period (3yr) - (03/06-02/09)	-11.27%

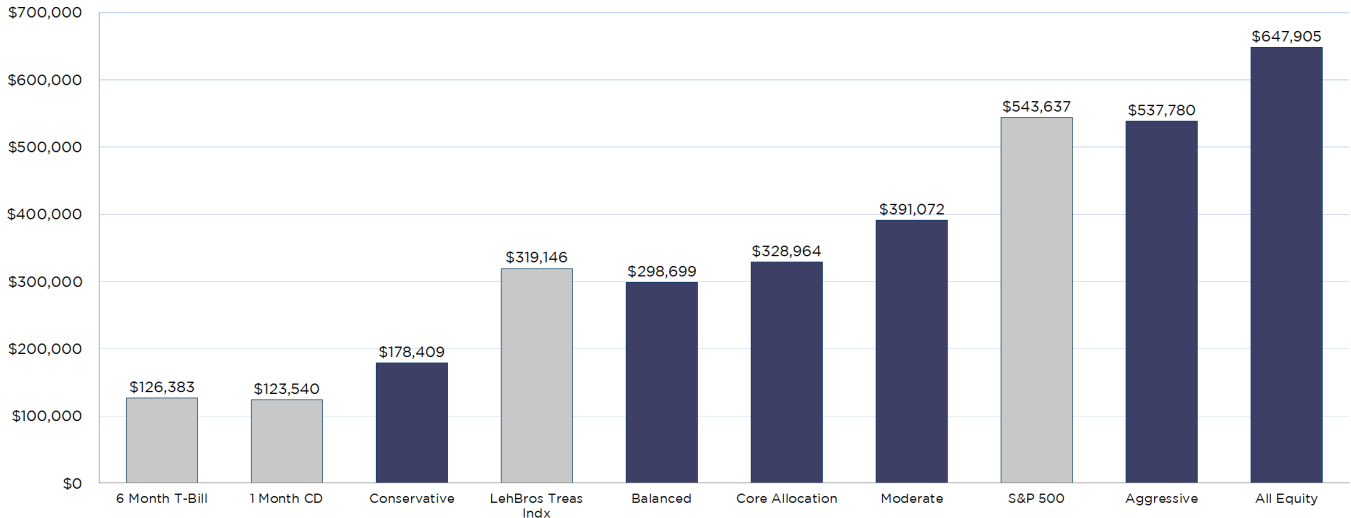
*See reverse for performance disclosure.
"Best & Worst" prior 10 year
Data as of September 30th, 2011



NOT FDIC INSURED • NO BANK GUARANTEE • MAY LOSE VALUE

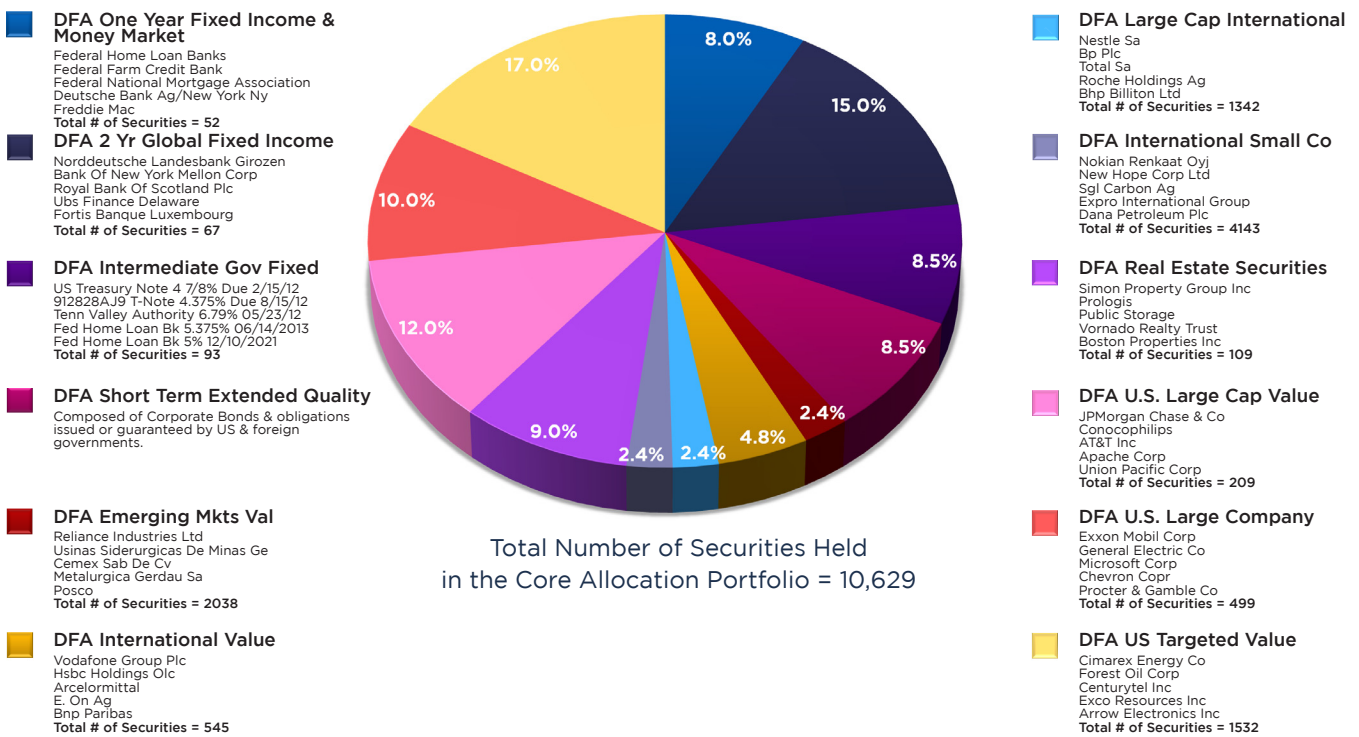
1000 Second Avenue, Suite 1440, Seattle, Washington 98104 • 206-267-2683 or 1-866-444-COVE (2683) • www.elliottcove.com

30 Year Growth of \$25,000 (10/01/81-09/30/2011)



Gray bars represent common benchmarks. Blue bars depict the hypothetical returns of the Elliott Cove Portfolio net of fees.*

Core Allocation Portfolio Composition and Top Holdings as of September 30th, 2011



*The Elliott Cove Portfolios were formed in 2002. Therefore, the returns shown under the headings "Comparative Returns" and "30 Year Growth of \$25,000" represent the hypothetical result of an investment in various DFA funds, do not reflect actual investments of money in any Elliott Cove portfolio, and may not reflect the impact that material economic and market factors might have had on Elliott Cove's management of the portfolios if it were actually managing the portfolios during the time period described. The hypothetical results assume a quarterly rebalancing of the portfolio, the reinvestment of all dividends and distributions, and the payment of a 1.50% annual management fee and a .25% transaction/custodial fee. As of 09/01/2003, the transaction/custodial fee was increased to .30%. On 1/1/2006, this transactional/custodial fee was decreased to .25%. As of 4/1/2004, the minimum investment was lowered from \$100,000 to \$25,000 and the payment of 1.65% annual management fee was established for this lower portfolio size. The minimum account size is subject to waiver by Elliott Cove. The hypothetical results are based on the actual past performance of the DFA funds up to the 5-year returns. The 10 and 30-year hypothetical results are based on simulated data supplied by DFA. Past performance is no guarantee of future results or returns. The dividend adjusted S&P 500 Index is presented solely to provide a tool for judging the risk and returns of the Portfolios relative to this widely recognized market indicator. Due to substantial differences between the S&P 500 Index and the Portfolio's composition, the Index is not intended to be used as a performance benchmark for the Elliott Cove Portfolios. The Elliott Cove Core Allocation Portfolio invests in international financial instruments, small capitalization stocks, real estate securities, bonds, and a money market fund which are not reflected in the S&P 500. In addition, the equity securities comprising the S&P 500 may differ from the securities held in the portfolio. Fund and S&P 500 data provided by Dimensional Fund Advisors and Morningstar, Inc. The portfolio is not FDIC insured, and there can be no assurance that the portfolio will not decline in value. The investor may lose some or all of his or her investment in the portfolio.

1000 Second Avenue, Suite 1440, Seattle, Washington 98104 • 206-267-2683 or 1-866-444-COVE (2683) • www.elliottcove.com